

# TAKANAWA GATEWAY

## Convention Center



TAKANAWA  
GATEWAY CITY

# GLOBAL GATEWAY

TAKANAWA GATEWAY CITY is full of greenery, which stretches from Takanawa Gateway Station, where Shinkansen and other convenient transportation connect you to major hubs across Tokyo and destinations around the world. The entire city is designed to support SDGs and tackle societal issues, which allows to hold eco-friendly international conferences and exhibitions with MICE facilities that meet a wide range of needs. There are also shopping areas, cultural facilities and luxury accommodations, where you can spend a comfortable and fulfilling time whenever you visit.



## ENVIRONMENT

### Urban Biogas System

Biogas generation allows us to utilize food residual discarded in this city to produce energy and reduce loss and waste. The created energy is also used as fuel for the biogas boiler, and we plan to use the generated heat in various facilities throughout the city to reduce waste and CO<sub>2</sub>.



The entire city has received LEED ND PLAN Gold certification, and Complex Building I has received LEED BD+C CS Gold pre-certification.  
\*LEED mark is a registered trademark of the U.S. Green Building Council®

### Zero Carbon Action

Energy will be generated within the city by the power of wind, solar panels etc.

### Station Plaza (TBD)

The station plaza covers an area of approximately 6,500 m<sup>2</sup> that extends from Takanawa Gateway Station, creating a park-like playground with leisure areas for a diverse range of residents and visitors. Access has been improved with a ticket gate on the south side of the station, with several stores set to open nearby. A number of attractive shops will be open, and with the city and station join forces, there will be plenty of enjoyable events and experiments.



## TRAVEL SERVICE CENTER

At the tourist information center next to the convention center, you'll be able to purchase or pick up JAPAN RAIL PASS, JR EAST PASS, and Welcome Suica etc., making it even more convenient for the overseas visitors who participate in MICE (Meeting, Incentive travel, Convention, Exhibition/Event). They'll also offer useful sightseeing information so that you can travel all around Japan after MICE.

## Center for Cultural Innovations (TBD)

Based on our concept, "Transporting culture for the next hundred years", we intend to build a bridge between the tradition and the cutting edge that transcends time, space, and even field specialization, eclipsing every boarder to lead us into the next 100 years. This Center will be the place for creating new cultural value. Working in tandem with city and station, it creates cross disciplinary and future-oriented exhibitions, live performances, and educational programs combining technology, entertainment, the four seasons of Japan and traditional culture.



## RETAIL

The life-design mall with a concept of "GROWING PLATFORM", developed by integrating the station and the city. We offer a new value for people who are seeking for fresh perspectives, and being moved by the idea of creating and encountering something they have never seen before.



# CONVENTION HALL

B2




One of the largest MICE facilities in Tokyo,  
directly connected to Takanawa Gateway Station.

Located on the 2nd basement floor, this column-free hall has an area of approximately 1,640 m<sup>2</sup> and 7 m of ceiling height, making it perfect for large-scale international and academic conferences. The dedicated loading bay further ensures ease of setup for any kind of event or exhibition.

The convention hall can be divided into two or three sections as needed for your specific event, with seven additional conference rooms of varying sizes available on the 1st and 2nd basement floors.


## OTHER USAGE EXAMPLES



[party]



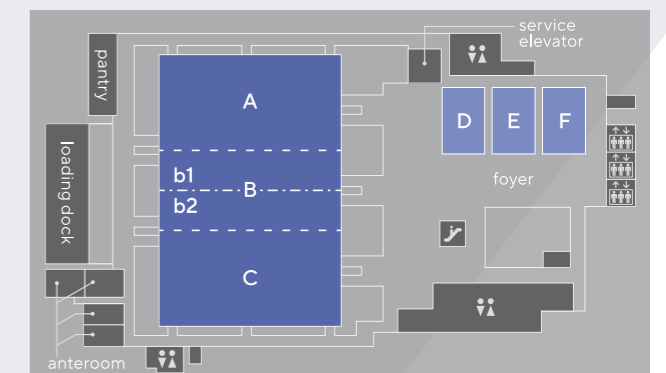
[theater]



LINKPILLAR Hall classroom style 1,200 seats

## MAP & CAPACITY

Position	Room	SQ M (m <sup>2</sup> )	Ceiling Height (m)	Floor Load Capacity (kg/m <sup>2</sup> )	Maximum Capacity	
					Classroom style (3 ppl/desk)	Theater style
A	LINKPILLAR Hall	1,640	7.0	1,000	1,200	1,656
B						
C						
D	Room 5	106	3.5	500	60	108
E	Room 6	106	3.5	500	60	108
F	Room 7	106	3.5	500	60	108

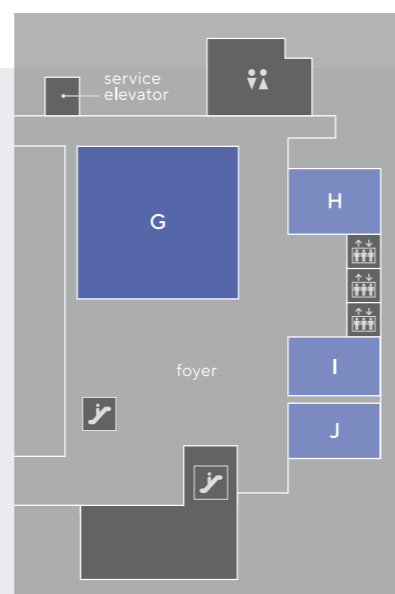


\*The numbers above might be subject to change.(As of Dec.2023) \*LINKPILLAR Hall can be divided into 3 sections (A/B/C) or into 2 sections (A+b1/C+b2).

## MAP & CAPACITY

Position	Room	SQ M (m <sup>2</sup> )	Ceiling Height (m)	Floor Load Capacity (kg/m <sup>2</sup> )	Maximum Capacity	
					Classroom style (3 ppl/desk)	Theater style
G	Room 1	315	3.6	500	210	312
H	Room 2	70	3.5	500	54	78
I	Room 3	75	3.5	500	63	88
J	Room 4	53	3.5	500	42	70

\*The numbers above might be subject to change.(As of Dec.2023)



Room 1



B1

# CONFERENCE FLOOR

6F




Lobby


A variety of medium and large conference rooms on the 6th floor ; Room A, B, and C have movable walls to flexibly accommodate your specific layout requirements. These spaces are also perfect for meetings, seminars and events.



Conference Hall B



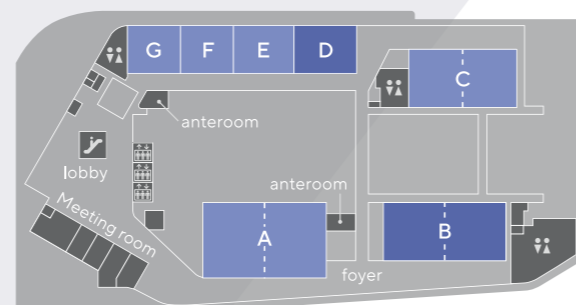
Room 604



Conference Hall A  
classroom style 210 seats + theater style 250 seats

## MAP & CAPACITY

Position	Room	SQ M (m)	Ceiling Height (m)	Floor Load Capacity (kg/m <sup>2</sup> )	Maximum Capacity	
					Classroom style (3 ppl/desk)	Theater style
A	Conference Hall A	496	4.0	500	393	594
B	Conference Hall B	383	4.0	500	336	448
C	Conference Hall C	327	4.0	500	282	371
D	Room 604	157	3.0	500	102	169
E	Room 603	159	3.0	500	102	169
F	Room 602	134	3.0	500	90	131
G	Room 601	141	3.0	500	105	171




\*The numbers at left might be subject to change.(As of Dec.2023)  
\*Each Conference Hall (A·B·C) can be divided into 2 sections.

## HOTEL



Luxury hotel brand JW Marriott opens its first hotel in the greater Tokyo area. JW Marriott features around 200 guestrooms, including luxuriously appointed suites. The hotel has restaurants and an executive lounge, as well as a fitness center and Spa by JW to support the holistic well-being of health-minded guests. They all ensure a sophisticated and relaxing experience for both body and soul where you'll foster meaningful new connections and enjoy moments of peace and tranquility that are sure to leave a lasting impression.



# DMO GATEWAY Takanawa & Shinagawa

Perfect destination for business events that connect tradition to the cutting edge



DMO GATEWAY  
TAKANAWA · SHINAGAWA

The Takanawa-Shinagawa area is home to extensive conference facilities, hotels with over 5,300 rooms, unique event venues and a host of programs where you'll experience Japan's rich traditional culture. By utilizing the strength of our network, we will work together to ensure the success of any business events.




HAPPO-EN Co., Ltd.




SEIBU PRINCE HOTELS WORLDWIDE INC.



TOKYO TOWER Co., Ltd.



Funasei Co., Ltd.



NIPPON STEEL KOWA  
REAL ESTATE CO., LTD.



\*Assumed minimum travel time by car

## ACCESS

### Haneda Airport Terminal 1・2: 17 min.

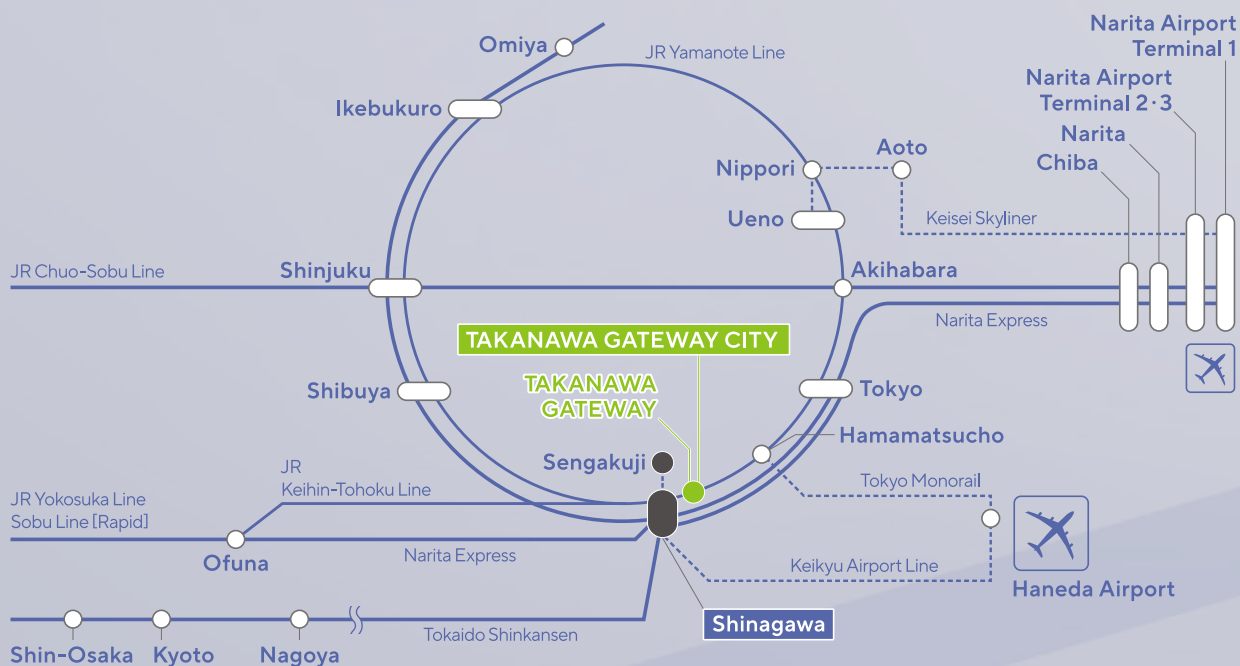
Haneda and Narita has over 500 daily flights,  
connecting over 115 cities worldwide. (As of Jan. 2024)

Haneda is located near central Tokyo,  
offering essential business routes 24 hours.

8 min. by JR Keihin-Tohoku Line from Tokyo Station

14 min. by JR Yamanote Line from Shibuya Station

21 min. by JR Yamanote Line from Shinjuku Station



## PROJECT

“Takanawa” inherits an innovative split from its history as the gateway to the country during the Edo period and as the launching place for the country’s first railway. In honor of this, we have created the design concept, “Global Gateway”, and through this concept, we aim to create “an experimental site where we create ways to lead a fulfilled life a century into the future” in order to build a city that continuously inspires the birth of new culture and business.

<https://www.takanawagateway-city.com>



See more details of  
our project.

For inquiries

TAKANAWA GATEWAY Convention Center Website

<https://takanawagateway-cc.com>

